

How to Send Money to a Federal Inmate

Always wait until the inmate has physically arrived at their BOP facility before transferring money.

Transaction fees usually vary based on the amount to be transferred. If you make frequent, small transfers you will pay more fees over time. To save money, consider fewer, larger transfers.

The maximum allowed by the BOP at one time is \$300.

Send Money to a Federal Inmate with MoneyGram



To start, go directly to MoneyGram's page for sending money to inmates:

www.moneygram.com/mgo/us/en/send/how-to-send-money/send-to-an-inmate

Click the link that says "Pay Bills" circled in blue.

Fund an inmate's commissary or calling account

We service federal, state and county correctional facilities to keep you close to those you love.

- 1 Enter inmate's facility**
Type the inmate's facility into the search field on our **Pay Bills** page
- 2 Pay and send**
Pay with a credit¹ or debit card online or pay in cash at an **agent location**

 Fast Funds are usually posted to an inmate's account within 1-2 business days. ²	 Convenient We send to hundreds of federal, state and county facilities, including the well-known FBOP.	 Reliable Our transfer service delivers money electronically for maximum reliability.
---	--	--

7932

Enter 7932, the Receive Code for the Federal Bureau of Prisons, and click Pay Bill.

You will not enter the inmate's specific BOP facility. The Inmate Number you enter later will ensure the funds go to the proper account.

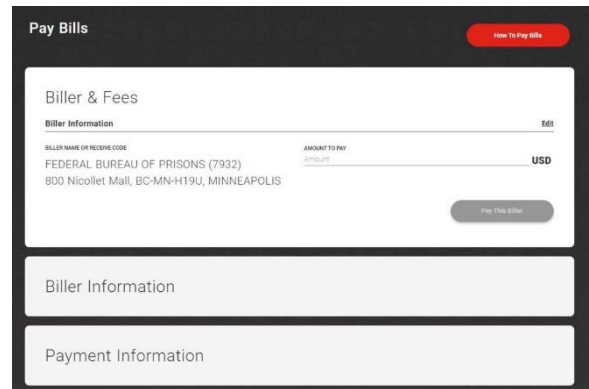
With MoneyGram Bill Pay you can pay bills, send money to FBOP and more!

7932 | 🔍

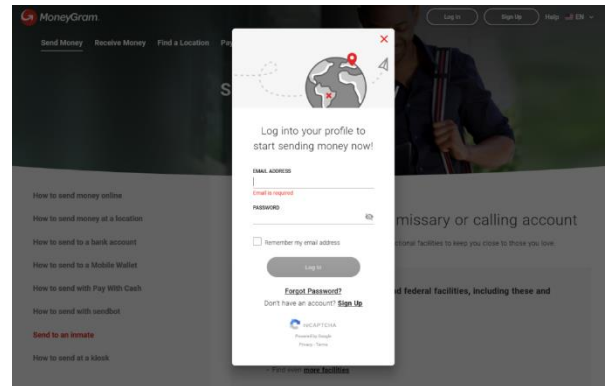
FEDERAL BUREAU OF PRISONS (7932)

Pay Bill

Enter the amount you want to send and follow the instructions on the screen.

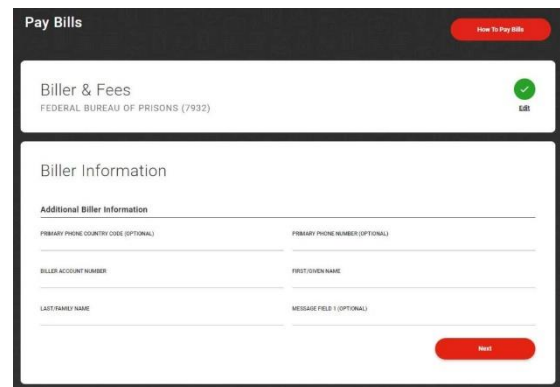


At this point you will need to either log into your account or create a new account.



Under **BILLER ACCOUNT NUMBER** enter the Inmate Number without the dash.
(ex: 12345123)

Make sure to enter the inmate's legal first and last names.



All that is left to do is enter your billing information and complete the transaction.

Funds should be available to the inmate the same day.

Visit MoneyGram to get started.

www.moneygram.com/mgo/us/en/send/how-to-send-money/send-to-an-inmate

Send Money to a Federal Inmate with Western Union



To start, go directly to Western Union's page for sending money to inmates:

www.westernunion.com/us/en/send-money/app/sendinmatestart

A screenshot of the Western Union mobile app interface. At the top, there's a dark navigation bar with the Western Union logo and links for 'Send money', 'Pick up cash', 'Track transfer', and 'Pay bills'. Below this, the main heading is 'Send money to an inmate'. There is a search bar with the placeholder text 'Correctional facility' and a magnifying glass icon on the right. A blue 'Continue' button is positioned at the bottom of the screen.

For Correctional facility, start typing “Federal Bureau of Prisons” and it will autofill for you. Select it and click Continue.

You will not enter the inmate's specific BOP facility. The Inmate Number you enter later will ensure the funds go to the proper account.

A screenshot of the Western Union mobile app interface, showing the search results for the 'Correctional facility' search bar. The results list 'FEDERAL BUREAU OF PRISON' with a small American flag icon to its left. A blue 'Continue' button is at the bottom.

Enter the amount you want to send, the inmate's legal first and last names, and the Inmate Number without the dash.

Follow the prompts on the screen to continue.

A screenshot of the Western Union mobile app interface, showing the 'Send money to an inmate' screen with the following fields: 'Send amount' (300.00 USD), 'Inmate first name' (john), 'Inmate last name' (Doe), and 'Inmate number' (12345678). Each field has a green checkmark indicating it is filled. At the bottom, a blue box displays 'Money will be sent to 12345678DOE'.

At this point you will need to either log into your account or create a new account.

A screenshot of the Western Union mobile app interface, showing the 'Log in' screen. It has fields for 'Email or username' and 'Password', a 'Remember me' checkbox, a 'SHOW' button for the password field, and a 'Forgot password?' link. A blue 'Continue' button is at the bottom.

All that is left to do is enter your billing information and complete the transaction.

Funds should be available to the inmate the same day.

Visit Western Union to get started.

www.westernunion.com/us/en/send-money/app/sendinmatestart

Send Money to a Federal Inmate with USPS



John Doe
123 Main St.
Herndon, VA 22071



Federal Bureau of Prisons
Insert Valid Committed Inmate Name
Insert Inmate Eight-Digit Register Number
Post Office Box 474701
Des Moines, Iowa 50947-0001

Send a money order with the inmate's full name and 8-digit register number to the BOP's central processing location, not to the inmate's specific facility.

The BOP will not accept personal checks, cash, or any other item.

Funds should be available shortly after the money order arrives in Des Moines.

Return Address

Your name and return address must appear on the upper left-hand corner of the envelope to ensure that the funds can be returned in the event that they cannot be posted to the inmate's account.

Delivery Address

Send the funds to the address above. Replace the second line with the inmate's valid, full committed name. Replace the third line with the inmate's eight digit register number.

Postage

After ensuring that the inmate has physically arrived at their facility, send the money order - but don't forget to add a stamp!