

# How to Transfer Money to a Federal Inmate

Always wait until the inmate has physically arrived at their BOP facility before transferring money.

Transaction fees usually vary based on the amount to be transferred. If you make frequent, small transfers you will pay more fees over time. To save money, consider fewer, larger transfers.

The maximum allowed by the BOP at one time is \$300.

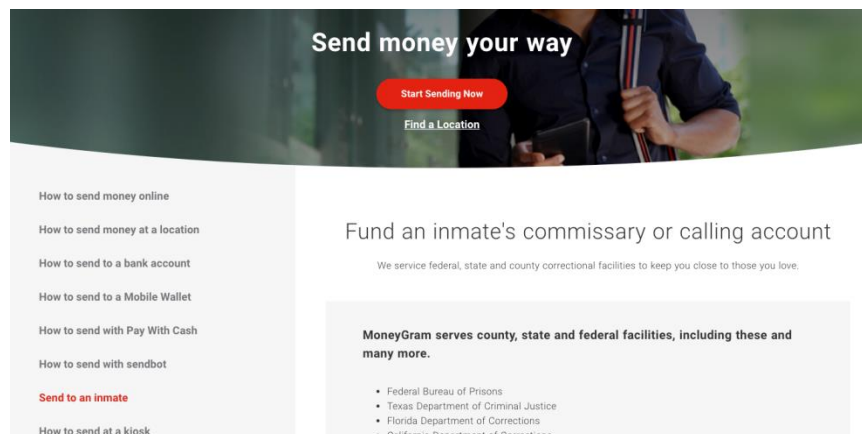


## MoneyGram Step 1

Go to MoneyGram.com and select "Send Money" from the navigation menu on the top.

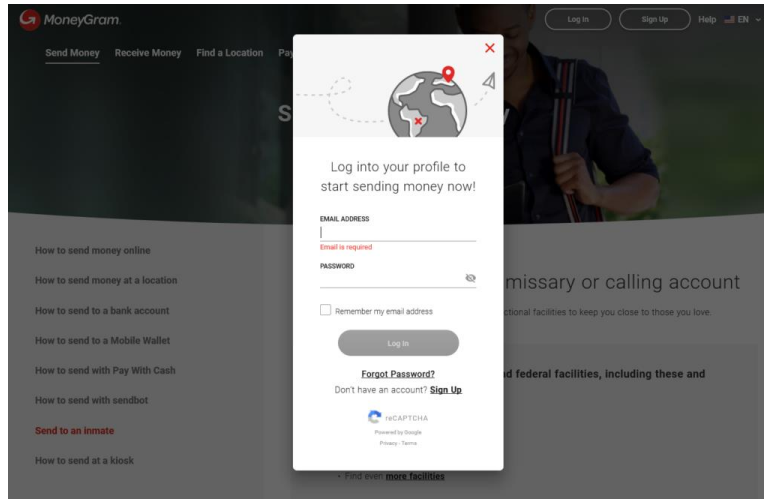
## MoneyGram Step 2

Click "Start Sending Now" at the top of the page.



## MoneyGram Step 3

Click “Sign Up” to create your account.



## MoneyGram Step 4

Follow on screen instructions to complete the transaction.

Funds should be available to the inmate the same day.

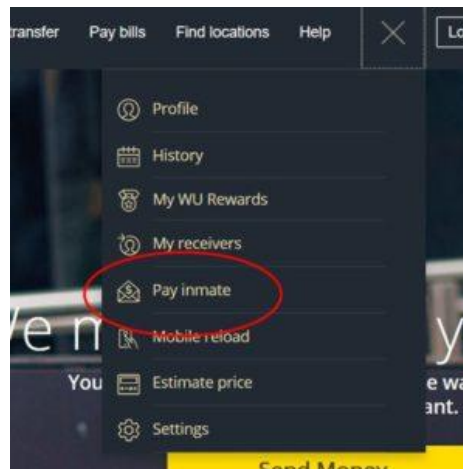
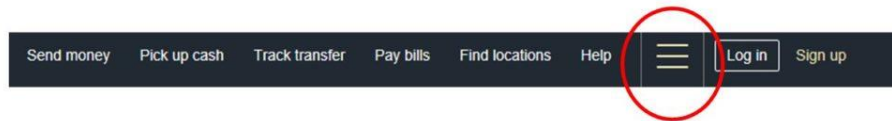
You will need:

- Inmate’s full legal name and Inmate Number
- Facility Name: Federal Bureau of Prisons (Not inmate’s specific location)
- MoneyGram Receive Code: 7932




## Western Union Step 1

Go to WesternUnion.com and click on the menu icon to the right of Help, then Pay Inmate.



## Send money to an inmate

 Correctional facility  
**FEDERAL BUREAU OF PRISON**

---

Send amount  
300.00

---

Inmate first name ✓ Inmate middle name (optional)  
John

---

Inmate last name  
Doe


---

Inmate number  
12345678

Money will be sent to  
**12345678DOE**

---

How would you like to pay?

  
Debit/Credit card <sup>3</sup>

---

[Continue](#)

## Western Union Step 2

Enter the information required.

- The Correctional facility will be **FEDERAL BUREAU OF PRISON**, not the inmate's specific BOP facility.
- Use the inmate's full legal name.
- Enter the 8-digit Inmate Number with no dashes or spaces.

## Western Union Step 3

Click "Sign up" to create your account.


Funds should be available to the inmate the same day.


Haven't registered? [Sign up now.](#)

[Sign up](#)

---

Log in

 Email or username  Remember me

 Password [SHOW](#)

[Forgot password?](#)

[Continue](#)




## U.S. Postal Service

Send a money order with the inmate's full name and 8-digit register number to the BOP's central processing location, not to the inmate's specific facility.

The BOP will not accept personal checks, cash, or any other item.

Funds should be available shortly after the money order arrives in Des Moines.

See the image below for more info:



### Return Address

Your name and return address must appear on the upper left-hand corner of the envelope to ensure that the funds can be returned in the event that they cannot be posted to the inmate's account.

### Delivery Address

Send the funds to the address above. Replace the second line with the inmate's valid, full committed name. Replace the third line with the inmate's eight digit register number.

### Postage

After ensuring that the inmate has physically arrived at their facility, send the money order - but don't forget to add a stamp!